


# Assembly Instructions


## Sundial

**1.** UNFOLD THE SPHERE



**2.**

INSERT BRASS ROD AND  
ASSEMBLE ARROW  
NOTE: FIVE PIECES




**3.**



PLACE THE SPHERE ONTO HERCULES  
AND TIGHTEN THE CLAMP

FINISHED  
VIEW



*Note: Your sundial should  
be treated periodically with  
clear lacquer to prevent rust.*

REFER TO "SUNDIAL INFORMATION"  
FOR INSTRUCTIONS ON SETTING YOUR  
SUNDIAL

